

COORDINATION OF HUMANITARIAN
ASSISTANCE (CHA)
FINANCIAL STATEMENTS
FOR THE YEAR ENDED
DECEMBER 31, 2002/1

A MEMBER OF

Morison International

SAJJAD AHMAD & CO.
CHARTERED ACCOUNTANTS

AUDITORS' REPORT

We have audited the annexed balance sheet of the "COORDINATION OF HUMANITARIAN ASSISTANCE (CHA)" as at December 31, 2002 and the related income and expenditure account together with the notes forming part thereof (hereinafter referred to as the "financial statements") for the year then ended.

These financial statements are the responsibility of the Management. Our responsibility is to express an opinion on these financial statements based on our audit.

We conducted our audit in accordance with generally accepted auditing standards. Those standards require that we plan and perform the audit to obtain reasonable assurance about whether the financial statements are free of material misstatement. An audit includes examining, on a test basis, evidence supporting the amounts and disclosures in the financial statements. An audit also includes assessing the accounting policies used and significant estimates made by management, as well as evaluating the overall presentation of the financial statements. We believe that our audit provides a reasonable basis for our opinion.

We report that:


No provision has been made in the accounts in respect of Hawalas amounting to Rs 96,000 (Qandhar Field office) and USD 10,500 (Ghore field office) which are doubtful of recovery.

Except for the foregoing remark, in our opinion:-


- (a) the payments made and the expenditure incurred during the year was for the purpose of the approved objects of the organization;
- (b) where funds were received for a specific stated purpose, these have been spent for that purpose only; and
- (c) the financial statements give a true and fair view of the "COORDINATION OF HUMANITARIAN ASSISTANCE (CHA)" affairs as at December 31, 2002 and of the results of its operations for the year then ended.

PESHAWAR

October 29, 2003.



SAJJAD AHMAD & CO.,
CHARTERED ACCOUNTANTS



AUDITORS' REPORT

We have audited the annexed balance sheet of "COORDINATION OF HUMANITARIAN ASSISTANCE (CHA)" as at December 31, 2001 and related income and expenditure account together with the notes forming part thereof for the year then ended. These financial statements are the responsibility of the management of CHA. Our responsibility is to express an opinion on these financial statements based on our audit.

We conducted our audit in accordance with generally accepted international standards on Auditing. Those standards require that we plan and perform the audit to obtain reasonable assurance about whether the financial statements are free of material misstatement. An audit includes examining, on a test basis, evidence supporting the amounts and disclosures in the financial statements. An audit also includes assessing the accounting principles used and significant estimates made by management, as well as evaluating the overall financial statement presentation. We believe that our audit provides a reasonable basis for our opinion.


We report that :

An amount of US \$ 26,440 is receivable from European Union since 1999 but management has not made provision against this receivable balance.


In our opinion, the balance sheet and income and expenditure statement together with the notes forming part thereof, are in agreement with the books and records maintained by COORDINATION OF HUMANITARIAN ASSISTANCE (CHA) at Peshawar and except for the effect on the financial statements of the matter referred to in preceding paragraph, give a true and fair view of the state of CHA's affairs as at December 31, 2001 and of the Income and Expenditure for the year then ended.

PESHAWAR

28-8-2002 .



SAJJAD AHMAD & CO.,
CHARTERED ACCOUNTANTS



**COORDINATION OF HUMANITARIAN ASSISTANCE
BALANCE SHEET
AS AT DECEMBER 31,2001**

PROPERTY AND ASSETS	NOTE	2001 US \$	2000 US \$
Capital Assets Written Off		-	-
CURRENT ASSETS			
Advances ,Deposits and Prepayments	2	360,259	89,713
Receivable against Revolving Loan	3	15,514	1,414
Security Receivable	4	7,530	7,032
Receivable from Donors	5	174,281	45,387
Other Receivables	6	2,385	4,643
Cash and Bank Balances	7	1,577,846	1,082,571
		<u>2,137,815</u>	<u>1,230,760</u>
FUNDS AND LIABILITIES			
Funds from Donors	8	1,254,076	522,511
Own Source Funds		522,709	436,018
Transferred from Income and Expenditure A/C		170,515	86,691
LONG TERM LIABILITIES			
Revolving Loan / Credit Pool	9	55,231	41,514
CURRENT LIABILITIES			
Accrued and Other Liabilities	10	135,284	144,026
		<u>2,137,815</u>	<u>1,230,760</u>



**COORDINATION OF HUMANITARIAN ASSISTANCE
INCOME AND EXPENDITURE ACCOUNT
FOR THE YEAR ENDED DECEMBER 31, 2001**

	NOTE	<u>2001</u> US \$	<u>2000</u> US \$
INCOME			
Income From Donor	11	3,028,486	1,707,653
Project Income	12	207,898	106,530
Profit On Bank Deposits		4,235	3,870
Currency Exchange Gain		17,946	7,944
		<u>3,258,565</u>	<u>1,825,997</u>
EXPENDITURE			
Salaries, Wages and Benefits	13	1,202,060	808,600
Repair And Maintenance	14	97,256	59,462
Vehicle Running Expenses	15	87,251	51,856
Insurance Expenses	16	2,298	2,099
Other Expenses	17	331,841	188,449
Expendable Tools	18	42,202	28,546
Non Expendable Tools	19	199,405	184,141
Material And Supplies	20	1,125,738	416,153
		<u>3,088,051</u>	<u>1,739,306</u>
EXCESS OF INCOME OVER EXPENDITURE		<u>170,515</u>	<u>86,691</u>
Carried Forward to CHA Own Source Funds)			



COORDINATION OF HUMANITARIAN ASSISTANCE

NOTES TO THE ACCOUNTS

FOR THE YEAR ENDED DECEMBER 31, 2001

1. Significant Accounting Policies

1.1 Capital Assets Written Off

The cost of fixed assets purchased during the year are being written off against the funds received from the various donors in the same period. However, the written down values of the fixed assets at the year end are disclosed in the accounts as memorandum.

The management has decided to follow the Straight line Method for charging depreciation on the fixed assets. Therefore, from the date of decision the existing management policy regarding charge of depreciation on the fixed assets (Reducing Balance Method shall be considered as superceded).

1.2 Stock and Stores

Store purchased during the year for programme Offices are treated as having been consumed during the year.

1.3 Exchange Gain/Loss

Exchange Gain Realized

Funds received and expenditures incurred against such funds during the year in Afghanis and Dollars have been converted into pak rupees on the basis of open market conversion rate of US \$ into Pak rupee. As a result of such treatment no realized exchange gain is appearing in the financial Statements.

Exchange Gain Unrealized

Funds from various donors in foreign currencies mainly in US \$ are being directly received into the bank accounts maintained with different banks. The same has been incorporated into the books of accounts (system) at the conversion rate on which the US \$ have been converted into Pak Rs in the open market and the same rate is then used for the conversion of expenditure incurred in AFGs and RS into US \$. At the year end, the balance appearing in the balance sheet items in different currencies are being converted into US \$ at the conversion rate as at 31st December and the difference so worked out at the date of balance sheet is considered as unrealized exchange gain/loss.

1.4 Revolving Loan

Funds are received from donors agencies against revolving fund loan scheme and are incorporated in the books of accounts as expenditure at the time of receipt of the funds. The amount so received against loan scheme are being incorporated as expenditure by giving the corresponding credit to the Credit Pool fund.

1.5 Donation in kind

The donation received in kind from the donors for onward distribution to the beneficiaries are not accounted for. Only the expenditure incurred on the distribution is reflected in the accounts.

1.6 Presentation of the Accounts

Presentation of the Accounts has been changed w.e.f January 1, 1999 and now Accounts are prepared in US \$.

Cont'd 2

**COORDINATION OF HUMANITARIAN ASSISTANCE
DEPRECIATION SCHEDULE
FOR THE YEAR ENDED DECEMBER 31, 2001**

2A. FIXED ASSETS

Particular	C O S T				DEPRECIATION			W.D.V
	As on 1/1/01	Addition	As on 12/31/01	Rate %	As on 1/1/01	For the Year	As at 12/31/01	As on 12/31/01
Vehicle	270,865	74,632	345,497	20	148,196	69,099	217,295	128,202
Office furniture	55,346	22,128	77,474	10	15,250	7,747	22,997	54,477
Office equipment	76,700	37,930	114,630	15	32,791	17,194	49,985	64,644
Computer/air conditioner	100,883	34,083	134,966	10	26,487	13,497	39,984	94,982
Motor bike	70,881	7,900	78,781	20	39,471	15,756	55,227	23,554
Bicycle	4,400	495	4,895	20	3,297	979	4,276	619
Communication equipments	62,815	16,513	79,328	15	28,385	11,899	40,284	39,044
Medical equipments	20,471	181	20,652	15	10,919	3,098	14,016	6,636
Trailers and threshers	10,792	-	10,792	20	9,364	2,158	11,523	731
Containers	3,061	-	3,061	20	2,248	612	2,860	201
Tractors and trolleys	61,546	-	61,546	20	52,648	12,309	64,957	3,411
Books and periodicals	1,311	-	1,311	10	393	131	524	787
Crockery and cutlery	517	-	517	20	309	103	413	104
Tools and implements	7,331	857	8,188	20	3,189	1,638	4,827	3,361
Orthopedic equipments	2,006	-	2,006	20	802	401	1,203	803
Physiotherapy equipments	5,266	-	5,266	20	2,632	1,053	3,685	1,581
Arms and ammunition	129	-	129	10	39	13	52	77
Concrete mixture	1,056	1,618	2,674	20	532	535	1,067	1,607
Crane	975	-	975	20	586	195	781	194
Printing machine	4,856	3,068	7,924	20	1,942	1,585	3,527	4,397
	<u>761,207</u>	<u>199,405</u>	<u>960,612</u>		<u>379,482</u>	<u>160,004</u>	<u>539,486</u>	<u>421,126</u>
US DOLLAR 2001					<u>251,007</u>	<u>128,475</u>	<u>379,482</u>	<u>381,725</u>
US DOLLAR 2000								

Signature

(2)

2 Advances , Deposits and Prepayments

		<u>2001</u> <u>US \$</u>	<u>2000</u> <u>US \$</u>
Personal Advances		20,358	25,116
Advance Against Expenses	2.1	318,713	51,883
Kabul Field Office		433	295
Qandahar Field Office		2,817	2,901
Herat field Office		(357)	(49)
Hawala (Qandahar)		1,770	1,583
Hawala (Ghore Field Office)		10,500	1,697
Prepayments	2.2	6,025	6,287
		<u>360,259</u>	<u>89,713</u>

2.1 Advance against expenses

KB International for Purchase of Bulldozers	136,000	-
Arman Office on behalf of Novib	17,412	-
COAR Office for Wheat distribution Expenses	6,390	-
Advance for Establishment of Office in Dubai	96,636	-
Employees against Expenses	62,275	51,883
	<u>318,713</u>	<u>51,883</u>

2.2 Prepayments

Office Rent (Main Office)	2,091	2,183
Office Rent (inside Afghanistan)	3,765	3,889
Rent of Training Centers	169	215
	<u>6,025</u>	<u>6,287</u>

3 Receivable Against Revolving Loan

Kabul Emergency Programme	569	819
Waterpump Loan Scheme	(1,010)	172
Revolving Loan Scheme	943	423
Waterpump IRC	3,279	-
Sustainable Lively hood Prog. Ghore	11,733	-
	<u>15,514</u>	<u>1,414</u>

4 Security Receivable

Telephone	1,301	1,577
House	3,794	3,001
Office & others	2,435	2,454
	<u>7,530</u>	<u>7,032</u>

6 Receivable From Donors

DONOR

UNDP	55	8,193
WFP	828	-
EU	26,440	28,920
MSF	16,556	-
UNHCR	4	4
SV/IRC	172	172
CARE International	57,860	-
Save the Children	29,387	-
IRC/GUP	-	4,453
UNICEF	17,352	3,303
UNOCHA	25,627	342

<u>174,281</u>	<u>45,387</u>
----------------	---------------

Cont'd 3

(3)

6 Other Receivables

Income Receivable
Re-imbursable Expenses Devfound
Re-imbursable Expenses COAR
Loan Receivable against Vocational Training

2001 US \$	2000 US \$
-	1,557
97	(322)
88	-
2,200	3,408
<u>2,385</u>	<u>4,643</u>

7 Cash and Bank Balances

Cash in Hand 7.1
Cash at Bank 7.2

121,525	75,650
1,456,321	1,006,921
<u>1,577,846</u>	<u>1,082,571</u>

7.1 Cash in Hand

Peshawar Office
Kabul Field Office
Qandahar Field Office
Farah Field Office
Shindand Field Office
Herat Field Office
Ceretechs Office
Ghore Field Office
Logistic unit
Mazar Field Office

26,357	41,965
5,915	6,361
24,241	4,670
2,910	2,127
11,419	5,164
19,142	13,196
2,375	1,920
18,374	247
132	
10,660	
<u>121,525</u>	<u>75,650</u>

7.2 Cash at Bank

Soneri Bank US \$ A/C
Standard Chartered Grindlays Bank Us \$ A/C
Standard Chartered Grindlays Bank Rupees A/C(Ceretechn)
Standard Chartered Grindlays Bank Rupees A/C
Standard Chartered Grindlays Bank Us \$ A/C(Ceretechn)
Afghanistan Bank Afg A/C
Soneri Bank Rupees A/C

200,893	208,250
1,014,387	782,223
3,897	9,634
221,594	5,309
13,448	-
943	423
1,159	1,082
<u>1,456,321</u>	<u>1,006,921</u>

Cont'd 4



(4)

8 Funds From Donors

	2001 US \$	2000 US \$
NOVIB	282,575	331,084
Christian Aid	792,378	155,816
DFID UK	170,221	-
IOM	744	-
IRC/GUP	8,144	-
Netherlands Embassy	15	15
MSF	-	34,850
Canada Fund	-	-
WFP	-	746
	<u>1,254,076</u>	<u>522,511</u>

9 Revolving Loan /Credit Pool

Kabul Emergency Programme	14,851	14,973
Water Pump Loan Scheme	6,020	6,020
Revolving Loan Scheme	20,521	20,521
Vocational Training	9,596	-
Water Pump Loan Scheme IRC	4,243	-
	<u>55,231</u>	<u>41,514</u>

10 Accrued and Other Liabilities

Medical Allowance		(2,530)	(2,551)
Leave Encashment		5,946	5,996
Severance Pay Payable		25,633	23,848
Loans Payables	10.1	31,833	-
Human Right Training Expenses		4,783	-
Stationery Expenses		493	80
Others	10.2	69,126	116,653
		<u>135,284</u>	<u>144,026</u>

10.1 Loans Payables

Loans Payable in Farah Field Office	5,000	-
Loans Payable in Logistic Unit Herat	12,185	-
Loans Payable in Mazar Field Office	14,200	-
Loans Payable in Qandahar Field Office	160	-
Loans Payable in Kabul Field Office	288	-
	<u>31,833</u>	<u>-</u>

These represent the amounts which are paid to field offices as a loan for expenses.

Cont'd 5

(5)

10.2 Payable against Wheat Purchases

Payable against Hawala
Salaries and wages payable
Payable to COAR Office
Publication expenses Payable
Grace Trading Corporation
KB International
Transportation of Materials
Ghulam Rubani For Construction Work
Provision for Vehicle/Wages
Printing of Flip Charts
DAP/Urea etc.
Care Rent
Miscellaneous

2001	2000
US \$	US \$
17,940	-
28,016	16
8,100	-
6,390	-
3,412	-
-	14,500
-	16,070
-	7,200
-	32,400
-	6,963
-	20,252
-	7,579
-	3,413
5,268	8,260
<u>69126</u>	<u>116653</u>

11 Income from Donor

NOVIB
Christian Aid
Care International
UNDP
WFP
Save the Children
MSF
UNICEF
IRC/GUP
UNOCHA
DFID UK
IOM

1,354,063	921,651
868,749	565,710
241,520	-
231	11,504
4,399	-
79,387	-
146,498	144,293
125,400	5,216
60,662	40,259
101,325	19,020
45,374	-
877	-
<u>3,028,486</u>	<u>1,707,653</u>

12 Project Income

Galaxy Training Center
Sale of Carpets
Sale of Doors & Windows
Farah Clinic
Capacity Building Projects
Transportation Income
Tractor Income
Farm Income
Sale of Wheat and Fertilizer
Mother and child health care Projects
Sale of old Computers
Publications
Others

23,900	16,157
16,898	20,695
418	344
-	732
-	3
63,761	10,691
1,981	2,890
2,768	5,417
18,061	23,545
2,428	1,701
-	2,350
41,514	-
36,170	22,005
<u>207,898</u>	<u>106,530</u>

Cont'd 6

(6)

13. Salaries, Wages And Benefits

	<u>2001</u> <u>US \$</u>	<u>2000</u> <u>US \$</u>
Salaries	1,027,887	637,513
Training	3,756	2,208
Food Allowances	11,946	12,816
Leave Encashment	20	-
Perdium	50,984	40,315
Severance/Pension	2,307	-
Travelling Allowance	12,088	7,156
Other Benefits	1,119	596
Entertainment	16,812	8,813
Casual Labour Cost	13,763	9,692
Other Daily Wages	49,618	81,818
Consultancy Fees	11,761	7,673
	<u>1,202,060</u>	<u>808,600</u>

14. Repair And Maintenance

Office Repair And Maintenance	7,832	3,974
Vehicle Repair And Maintenance	79,773	49,222
Equipment Repair And Maintenance	8,486	4,744
Other Repair And Maintenance	1,165	1,522
	<u>97,256</u>	<u>59,462</u>

15. Vehicle Running Expenses

Petrol, Diesel And Lubricants	58,707	49,062
Fuel for Tractor	621	965
Hired Vehicle	25,347	744
Tax And Registration	2,576	1,085
	<u>87,251</u>	<u>51,856</u>

Cont'd 7

(7)

16. Insurance Expenses

Vehicle Insurance

<u>2001</u>	<u>2000</u>
US \$	US \$
2,298	2,099
<u>2,298</u>	<u>2,099</u>

17. Other Expenses

Travelling Abroad
Transportation
Office Rent
Rent Of Training Center
Bank Charges
Books And Periodicals
Carriage Cost
Photography Cost
Gas Charges
Telephone Charges
Electricity Charges
Photocopy Charges
Postage Expense
Research material
Land Lease
Video Cassettes
Toner For Copier And Printer
Lab Expense
Utility Bill
Travelling Local
Printing Of Text
Fuel For Heating
Fuel For Generator
Fuel For Sterilization
Water Pump loan Expenses
Audit Fee
Balances written off
Expense Loan

17.1

13,703	6,004
80,669	38,138
44,814	36,023
6,798	9,438
31,284	17,073
11,273	22,386
11,519	1,582
405	239
2,924	1,385
29,678	15,426
14,865	12,816
8,225	5,216
691	656
359	-
300	952
-	18
744	1,787
1,059	1,427
2,912	405
7,311	6,745
993	307
11,216	9,680
3,564	456
91	89
13,648	-
3,947	-
28,850	-
-	201
<u>331,841</u>	<u>188,449</u>

17.1

During the year under review the management has decided to write off following balances outstanding since 1998.

Cash Robbery UNDP
Cash Robbery European Union
Advance Mr. Eric for consultancy.

8,138	-
2,244	-
18,468	-
<u>28,850</u>	<u>-</u>

Cont'd 8



(8)

18. Expendable Tools

	<u>2001</u> <u>US \$</u>	<u>2000</u> <u>US \$</u>
Computer Accessories	6,715	3,232
Computer And Hardware	394	5,452
Vehicle Tool And Equipments	1,066	481
Other Tool And Equipments	4,842	12,357
Other Expendable Equipments	29,165	5,982
Video Set	-	807
Camera	21	235
	<u>42,202</u>	<u>28,546</u>

19. Non Expendable Tool

Furniture And Fittings	22,128	17,499
Generators	485	4,902
Projector	1,637	-
Office Equipment	181	-
Photocopier	19,802	-
Bicycle	495	441
Tractor	-	528
Thrasher	-	752
Other Non Expendable	19,410	24,482
Workshop Tool And Machinery	858	3,682
Sewing Machines	235	347
Vehicles	74,632	84,284
Motor Cycles	7,900	17,434
Computer Hardware And Others	33,698	21,221
Accessories	14,877	7,842
Printers	3,068	727
	<u>199,405</u>	<u>184,141</u>

Cont'd 9

(9)

20. Material And Supplies

	<u>2001</u> US \$	<u>2000</u> US \$
Training Material	10,069	2,164
Tools And Equipments	9,305	6,832
Bricks Mud	559	772
Wheel Barrow	10,838	3,179
Containers	13	638
Carpentry Tables	195	4
Sign Boards	1,374	337
Cement	27,364	14,166
Gypsum	808	232
Small Tools And Accessory	1,817	4,058
Other Seeds	3,051	3,370
Fertilizer (DAP/UREA)	55,073	19,492
Pesticides	732	327
Rice	55,355	14,068
Beans	47,959	36,583
Edible Oil	123,547	30,100
Agriculture Tools And Equipments	10,259	9,061
Medicine And Supplies	47,691	41,447
Food For Patients And Kids	9,096	101
Wooden Doors	5,380	4,489
Wooden Roof Beam	5,133	3,264
Wooden Window	1,978	3,232
Plastic Sheet	1,839	1,242
Other Material	35,949	33,061
Wheat Seeds/Edible Wheat	399,970	9,935
Miscellaneous	51,250	16,384
Saplings	2,793	746
Crockery	10,768	1,483
Chickens	1,634	-
Animals	10,025	-
Feed for Animals/chickens	469	-
Lentils	8,318	-
Sugar	3,344	-
Steel Bar	5,637	3,252
Lime Stone	33	801
Sand And Gravel	7,501	9,693
Stones	20,166	1,579
Wooden Poles	2,378	1,095
Backed Bricks	270	459
Wood	2,087	6,370
Ply Wood	1,650	384
Nails	497	179
Glue	298	429
Hinge	81	3
Stationary	53,403	37,207
	<u>1,047,959</u>	<u>322,218</u>

c/fd

Cont'd 10



(10)

	<u>2001</u> US \$	<u>2000</u> US \$
b/fd	1,047,959	322,218
Office Supplies	9,168	3,374
Physiotherapy Raw Material	62	2,679
Lab Materials	87	24
Hand Pumps	16,832	9,152
Water Pumps	1,544	2,410
Pipes	4,886	8,134
Manure Animals	861	510
Weeding Set	906	8
Grafting Set	154	2
TBAS Initial Kit	2,190	969
TBA Resupply Kit	882	5,708
VHVS Initial KIT	3,737	2,934
VHVS Resupply Kit	932	36,537
TBAS Training Kit	-	2,340
Workshop Tool Kit	424	-
LAB Kit	1,202	8
Students Dorm	6,062	6,306
Apron	45	72
Food For Nutrition	1,992	1,992
Machine Grinder	-	2
Mould	2,307	481
Syringes	232	-
Leather For Lying In Meters	595	731
Heal/Soul Of Shoes	129	256
Thread	22,213	8,987
Rope	336	319
	<u>1,125,738</u>	<u>416,153</u>

21 Figures of the previous year have been re-arranged and re-grouped for the purpose of comparison .

22 **INCOME AND EXPENDITURE STATEMENTS**

1	NOVIB.	ANNEXURE A
2	CHRISTIAN AID.	ANNEXURE B
3	UNICEF.	ANNEXURE C
4	MEDICINE SANS FRONTIER.	ANNEXURE D
5	INTERNATIONAL RESCUE COMMITTEE.	ANNEXURE E
6	UNOCHA.	ANNEXURE F
7	SAVE THE CHILDREN	ANNEXURE G
8	WORLD FOOD PROGRAM	ANNEXURE H
9	CARE INTERNATIONAL	ANNEXURE I
10	DFID UK	ANNEXURE J
11	CHA OWN EXPENDITURE.	ANNEXURE K



ANNEXURE A

SUMMARY OF EXPENDITURES- NOVIB

	Ref	<u>2001</u> <u>US \$</u>	<u>2000</u> <u>US \$</u>
Community Support for Comprehensive Rehabilitation in Afghanistan Phase 1		-	344,324
Community Support for Comprehensive Rehabilitation in Afghanistan Phase 2	A1	334,212	332,930
Community Support for Comprehensive Rehabilitation in Afghanistan Phase 3	A2	311,249	-
Food Security/ Water Supply for Kabul, Qandahar and Farah	A3	155,887	95,771
Food Security/ Water Supply DAH	A3	62,758	-
Gender Focus Program	A4	17,307	2,304
Assistance to IDP's	A5	79,862	-
Emergency Program for Northern Prov.	A5	335,390	-
Emergency Program for Farah	A5	53,606	-
Consultancy For Crta	A6	2,987	-
Maintaining Road Accessibility	A6	806	-
Ghore Emergency			146,321
		<u>1,354,063</u>	<u>921,650</u>

A1

Community Support for Comprehensive Rehabilitation in Afghanistan

PARTICULARS	Period from 1st January, 2001 to 30th June, 2001										(2nd year NOVIB)								Total 2001 US \$
	Training of Tractor Operators	Tractor Repairing workshop	Nurseries Establish Training	Kitchen Gardening	Training & awareness	MCH	Strength and awareness	Training Health & Tech Sup.	CRTA	GTC	Vocational Training	RCPB	Water & sanitation	Lobby & Advocacy	Coordination Body	Technical Support	Operational Cost	Admn	
Salaries & Wages	6,260	5,427	3,830	3,426	4,182	13,289	678	6,893	15,370	24,229	1,981	6,726	3,464	6,098	1,077	27,488	47,929	37,233	215,500
Student Dorm	465	314	-	-	-	-	-	-	2,230	-	3,020	-	-	-	-	-	-	-	6,029
Office Supplies	-	-	-	-	-	-	-	-	72	34	-	-	-	-	1,383	10	152	-	1,651
Travelling/Peridium	-	359	685	93	125	390	3	130	285	236	48	383	893	174	46	167	2,071	575	6,665
Repair & Maintenance-Vehicle	1,393	16	365	355	-	-	15	-	119	4	-	5	437	26	-	480	1,708	866	5,789
Fuel	1,176	237	838	629	-	205	87	-	651	317	39	162	259	238	148	377	936	709	7,007
Vehicle Tools & Equipment	126	-	-	-	-	365	-	-	-	-	-	-	30	-	-	-	-	-	522
Office Rent	-	600	-	-	-	-	-	-	2,800	4,281	393	-	-	-	-	-	4,169	2,742	14,984
Printing, Postage & Telegram	-	-	-	162	1	784	-	-	-	-	-	-	-	-	-	129	14	18	1,109
Food Cost	-	-	-	-	-	-	-	-	-	-	-	-	-	-	-	-	1,500	308	1,808
Transportation	3	404	181	58	-	380	-	-	4	103	12	33	5	-	97	73	338	-	1,692
Staff Training	-	-	-	-	-	-	-	-	-	124	-	-	-	-	-	-	-	-	124
Tree Sapling	-	-	637	-	-	-	-	-	-	-	-	-	-	-	-	-	-	-	637
Seeds	-	-	-	171	-	-	-	-	-	-	-	-	-	-	-	-	-	-	171
Fertilizers and Pesticides	-	-	93	64	-	-	-	-	-	-	-	-	-	-	-	-	-	-	157
Tools and Accessories	-	1,060	429	248	-	3	-	4	6	26	81	302	75	155	11	-	12	243	2,656
Wooden poles	-	7	-	-	-	-	-	-	-	-	437	-	-	-	-	-	-	-	444
Wooden Doors	-	90	-	-	-	-	-	-	41	-	-	-	-	-	-	-	-	-	131
Consultancy Fee	-	-	-	-	-	-	-	87	-	-	-	-	-	-	56	-	215	-	358
Books & Periodicals	-	-	-	-	225	-	-	25	36	98	-	-	-	-	-	-	25	25	433
Medical Supplies	-	-	-	-	-	3,759	-	-	-	-	-	-	-	-	-	-	-	-	3,759
Vehicle Insurance	-	-	-	-	-	-	-	-	-	-	-	-	-	-	-	-	-	609	609
Material and Supplies	-	351	-	3	-	-	-	-	25	16	395	-	-	-	-	359	67	-	1,216
Land Lease	-	-	-	-	-	-	-	-	-	-	-	-	-	-	-	-	-	-	-
Entertainment	42	110	8	6	32	53	19	-	36	20	-	15	-	-	-	107	654	34	1,135
Photography Charges	3	-	2	7	-	-	-	-	15	4	-	-	9	-	-	4	3	-	47
Repair & Maintenance Equipment	2	30	-	43	-	70	-	-	53	246	32	-	-	-	-	63	151	-	689
Telephone charges	-	4	-	-	-	111	-	-	119	460	1	-	-	-	-	-	1,043	318	2,056
Photocopy charges	53	9	21	172	-	152	2	3	118	168	7	22	-	-	-	55	145	-	925
Utility Bills	26	134	42	113	-	1	-	-	85	1,348	45	-	65	-	33	2,391	180	-	4,463
Training Material	-	-	-	-	-	-	-	-	-	-	779	-	-	-	-	-	-	-	779
Repair and Maintenance Office	34	779	-	29	-	26	-	-	61	280	1	-	4	-	-	146	268	1,121	2,750
Bank Charges	-	111	358	326	285	1,852	-	-	275	103	-	500	719	-	-	2	-	-	4,532
Sand And Gravels/Pipes stone	-	195	-	-	-	-	-	-	-	7	-	1,330	-	-	-	-	-	-	1,531
Audit Fee	-	-	-	-	-	-	-	-	-	-	-	-	-	-	-	-	-	1,000	1,000
Registration fee and taxes	-	-	-	92	-	23	-	-	504	-	-	-	25	-	-	176	22	-	842
Crockery & Cutlery	-	96	4	-	-	-	-	-	-	7	2	-	-	-	-	-	30	181	320
Stationery	47	206	14	107	38	230	50	180	151	619	79	1	11	129	80	43	359	31	2,372
Miscellaneous	76	362	19	65	31	87	32	-	23	139	10	26	1	-	5	101	262	4	1,242
FIXED ASSETS																			
Furniture & Fixture	25	237	-	-	52	790	15	-	236	407	-	-	-	72	271	104	292	387	2,888
Office Equipments	-	-	-	-	-	-	-	-	-	-	-	-	-	-	-	-	-	-	-
Generators	-	140	-	-	-	-	-	-	-	-	-	-	-	-	-	-	-	-	140
Photo Copier	-	-	-	-	-	4,409	-	-	-	-	-	-	-	-	-	-	-	-	4,409
Tools	-	-	-	-	-	-	-	-	-	-	-	-	-	-	-	-	-	-	-
Vehicle	-	-	-	11,500	-	-	-	-	-	-	-	-	6,909	-	-	-	-	-	18,409
Trolleys and Tractor	-	-	-	-	-	-	-	-	-	-	-	-	-	-	-	-	-	-	-
Camera	-	-	-	-	-	-	-	-	-	-	-	-	-	-	298	-	-	-	298
Hand/Water Pumps	-	-	-	-	-	-	-	-	-	-	-	-	-	-	-	-	-	-	-
Motor Bikes and Bicycles	-	-	-	-	-	-	-	-	-	-	-	-	1,140	-	-	-	50	55	1,245
Computer Accessories	-	-	-	1,071	-	-	-	-	-	455	-	-	-	3,809	701	-	1,632	-	7,668
Training Equipments	6	-	-	-	-	-	-	-	-	-	123	-	-	-	-	381	-	-	510
Other Non Expandable	-	-	-	-	-	345	-	-	-	16	-	-	-	-	-	-	-	150	511
Total 2001	9,736	11,278	7,525	18,742	4,890	27,325	900	7,321	23,316	33,747	7,486	9,504	14,045	10,700	4,206	32,654	64,227	46,609	334,212
Total 2000	12,550	2,485	10,226	7,125	5,955	24,140	10,055	9,976	27,204	35,835	10,505	14,763	16,565	6,296	1,455	35,489	70,350	31,856	332,930

PARTICULARS	Community Support for Comprehensive Period from 1st July 2001 to 31st									Rehabilitation in Afghanistan December 2001 (3rd year NOVIB)									
	Training of	Tractor	Nurseries	Kitchen	Training	MCH	Strength	Training	CRTA	GTC	Vocational	RCPB	Water supply & sanitation	Lobby & Advocacy	Coordination	Technical Support	Operational Cost	Admin Cost	Total
	Tractor Operators	Repairing workshop	Establish Training	Gardening	awareness		and awareness	Health & Tech Sup.	Engrs		Training				Body				2001 US\$
Salaries & Wages	6,172	6,861	3,359	3,422	3,749	19,958	560	7,098	14,756	24,428	1,790	3,077	2,217	3,651	606	26,233	43,263	34,689	205,889
Student Dorm	430	398	-	-	-	-	-	-	2,225	-	2,283	-	-	-	-	-	-	-	5,336
Office Supplies	37	-	-	-	3	369	-	-	10	-	-	5	-	70	-	-	186	520	1,200
Travelling/Perdium	99	92	491	149	75	231	20	169	555	109	245	10	152	10	-	56	1,252	865	4,578
Fuel	1,017	487	542	322	-	677	-	-	477	61	233	-	166	558	45	693	881	495	6,655
Vehicle Tools & Equipment	-	-	-	10	-	-	-	-	-	-	-	-	-	-	-	-	-	-	10
Office Rent	212	1,000	-	-	-	-	-	-	3,920	5,846	464	-	-	-	-	-	4,285	2,354	18,081
Printing, Postage & Telegram	-	-	2	-	-	-	-	-	-	100	-	-	16	91	-	35	5	28	277
Food Cost	-	-	-	-	-	241	-	-	-	-	-	-	-	-	-	-	-	-	-
Transportation	7	16	17	565	-	96	2	-	42	668	38	2,445	-	-	-	-	1,197	204	1,642
Seeds	2	-	-	515	-	-	-	-	-	-	-	-	-	-	167	34	139	-	4,236
Fertilizers and Pesticides	-	-	166	406	-	-	-	-	-	-	-	-	-	-	-	-	-	-	517
Tools and Accessories	28	543	119	795	385	360	32	-	-	43	-	527	-	97	349	35	(2,614)	523	1,221
Wooden pools Ply	-	-	-	-	-	-	-	-	-	-	-	1,546	-	-	-	-	-	-	1,546
Consultancy Fee	-	-	-	-	-	-	-	123	-	-	-	-	-	-	-	-	-	80	203
Books & Periodicals	-	-	63	-	66	-	-	-	-	2,371	-	-	-	-	-	844	-	120	3,464
Medical Supplies	-	-	-	-	-	405	1,451	-	-	-	-	-	-	-	-	-	-	-	1,857
Vehicle Insurance	-	-	-	-	-	-	-	-	-	-	-	-	-	-	-	-	-	629	629
Material and Supplies	-	8	21	43	-	-	-	-	-	-	2	466	-	-	-	83	92	76	790
Land Lease	-	-	95	-	-	-	-	-	-	-	-	-	-	-	-	-	-	-	95
Entertainment	70	137	124	8	29	175	19	-	61	12	23	-	-	108	143	8	85	50	1,051
Repair & Maintenance-Vehicle	1,403	79	318	336	9	428	-	-	727	200	188	-	198	270	21	1,066	1,347	485	7,075
Photography Charges	-	-	-	2	-	9	-	-	-	-	3	-	-	-	-	-	-	-	14
Repair & Maintenance Equipment	29	13	1	-	-	-	-	-	45	116	46	-	-	-	-	-	26	134	410
Repair and Maintenance Office	2	12	-	15	-	66	-	-	-	400	-	-	-	-	-	55	238	826	1,665
Telephone charges	-	-	-	-	-	13	-	-	-	347	-	-	-	-	-	-	1,284	1,048	2,692
Photocopy charges	13	51	19	4	-	142	-	-	120	91	20	-	-	-	-	25	11	29	526
Utility Bills	34	465	47	116	-	7	-	-	19	1,956	54	-	-	520	488	-	533	703	7,887
Training Material	-	7	-	-	-	-	-	-	-	-	95	-	-	-	-	2,945	-	-	102
Bank Charges	14	-	81	41	-	450	-	-	710	90	-	-	229	-	-	247	226	-	2,088
Sand And Gravels/Pipes stone	-	170	-	-	-	-	-	-	1	-	-	5,036	-	-	-	-	61	-	5,268
Doors	-	-	-	-	-	-	-	-	-	-	-	1,315	-	-	-	-	-	-	1,315
Registration fee and taxes	-	-	-	-	-	-	-	-	-	12	-	-	-	44	-	23	-	69	148
Crockery & Cutlery	101	30	-	-	-	-	-	-	17	8	-	3	-	-	-	1	119	-	279
Stationery	92	194	30	42	596	63	22	-	74	558	17	-	-	6	-	239	133	346	2,411
Miscellaneous	126	182	6	13	-	162	10	-	7	113	2	10	-	-	-	8	2,774	2	3,415
FIXED ASSETS																			
Furniture & Fixture	-	416	42	-	-	-	-	-	148	926	-	-	-	-	-	1,207	71	163	2,973
Office Equipments	-	-	-	-	-	-	-	-	-	-	-	-	-	-	-	-	-	-	-
Photo Copier	-	-	-	-	-	-	-	-	-	-	-	-	-	-	-	-	-	-	-
Tools	192	-	-	396	-	-	-	-	-	-	-	-	-	-	-	-	2,164	-	2,164
Camera	-	-	-	-	-	-	-	-	-	-	-	-	-	-	-	-	-	-	588
Hand/Water Pumps	-	-	-	-	-	-	-	278	-	-	-	-	-	-	-	-	-	-	278
Motor Bikes and Bicycles	-	-	-	-	-	-	-	-	-	-	-	208	-	-	-	-	-	-	208
Computer Accessories	455	-	-	-	-	-	-	455	-	929	920	-	-	3,080	-	2,677	-	61	61
Other Non Expandable	-	-	-	-	-	-	-	-	-	69	-	-	-	-	-	-	670	577	1,316
Total 2001	10,535	11,162	5,543	7,201	4,911	23,852	2,116	8,122	23,966	39,451	6,422	14,646	2,978	8,505	1,819	36,515	58,428	45,075	311,249

NOVIB FOOD SECURITY/ WATER SUPPLY
From July 01,2000 to December 31 ,2000

	KBL,FAR QDR 2001 US \$	DAH 2001 US \$	TOTAL 2001 US \$	KBL,FAR QDR 2000 US \$
Salaries	13,927	-	13,927	22,163
Training	-	-	-	303
Food Allowances	248	-	248	386
Perdium	1,245	24	1,269	2,097
Traveling Allowance	517	107	624	431
Staff Training	-	-	-	159
Entertainment	57	-	57	256
Casual Labor Cost	2,131	13	2,144	4,896
Other Daily Wages	15,314	26	15,340	11,438
Consultancy Fees	800	-	800	1,600
Vehicle Repair & Maintenance	5,601	582	6,183	1,397
Equipment Repair & Maintenance	371	854	1,225	1
Other Repair & Maintenance	140	-	140	20
Petrol & Diesel	2,120	-	2,120	1,520
Vehicle Insurance	1,059	-	1,059	-
Hired Vehicle	-	-	-	46
Traveling Local	113	-	113	49
Traveling Abroad	3,131	-	3,131	100
Transportation	4,825	315	5,140	781
Rent	7,764	-	7,764	-
Money Transfer Charges	815	-	815	-
Carriage Cost	108	-	108	142
Photography Cost	31	-	31	18
Electricity charges	190	-	190	-
Gas Charge	42	-	42	5
Telephone Bills	12	967	979	930
Photocopy Charges	172	133	306	260
Fuel For Heating	1,289	-	1,289	611
Fuel For Generator & sterilization	-	-	-	16
Other Tool & Equipment	4	-	4	5,382
Other Expendable Equipment	16,967	349	17,316	19
Fertilizer (Dap/Urea)	-	33,667	33,667	-
Agricultural Equipment	-	1,728	1,728	-
Wheat	-	23,655	23,655	-
Tools And Equipment	600	-	600	3,661
Cement	1,773	-	1,773	524
Steel Bar	1,000	-	1,000	98
Sand and gravel	214	-	214	-
Glue	-	-	-	64
Printing & Stationery	237	194	431	281
Hand Pumps	2,732	-	2,732	3,958
Pipes	2,051	-	2,051	4,228
Small Tools And Accessory	87	-	87	141
Other Material	4,336	-	4,336	2,814
Miscellaneous	772	-	772	669
Mould	2,076	-	2,076	41
Thread	20,619	-	20,619	7,936
Rope	26	-	26	101
FIXED ASSETS				
Furniture and fittings	-	143	143	-
Camera	268	-	268	-
Vehicles	25,750	-	25,750	-
Video Set	-	-	-	478
Computers,Hardware & Others	4,841	-	4,841	15,076
Photocopier	4,409	-	4,409	-
Accessories	-	-	-	368
Other Non-Expendable Item	5,103	-	5,103	305
	<u>155,887</u>	<u>62,758</u>	<u>218,645</u>	<u>95,771</u>

A4

NOVIB

GENDER FOCUS PROGRAMME - PARTICIPATION EXPENDITURE

PARTICULAR	2001	2000
	U.S \$	U.S \$
Salary	3,271	-
Perdium	894	449
Travelling	2,112	461
Entertainment	984	700
Consultancy fee	7,200	-
Transportation	38	64
Printing and stationery	1,936	383
Office supplies	6	54
Photography Cost	8	25
Photocopy charges	160	119
Training Materials	75	-
Tools & Accessories	-	31
Fixed Assets		
Furniture & fixture	42	18
Computer	38	-
Other non-expendable items	398	-
Miscellaneous	145	-
Total	17,307	2,304

A5

NOVIB

PARTICULARS	Assistance to IDP's In Herat US \$	Emergency Northern Provinces US \$	Emergency Farah US \$	Total 2001 US \$
Salaries	5,904	1,595	-	7,499
Food Allowances	23	-	-	23
Perdium	296	318	61	675
Traveling Allowance	45	956	231	1,232
Entertainment	2,010	1,713	95	3,818
Other Daily Wages	121	151	404	676
Consultancy Fees	64	327	-	391
Office Repair & Maintenance	959	248	78	1,285
Vehicle Repair & Maintenance	1,206	1,190	321	2,717
Equipment Repair & Maintenance	91	25	-	116
Petrol & Diesel	476	129	318	923
Tax And Registration	24	23	80	127
Traveling	54	1,467	19	1,540
Transportation	1,717	4,162	796	6,676
Office Rent	191	-	-	191
Money Transfer Charges	455	1,904	1,840	4,199
Books, Periodicals	24	-	-	24
Carriage Cost	38	8,869	-	8,908
Telephone Bills	60	1,042	941	2,043
Utility Bills	608	332	20	960
Photocopy Charges	70	145	499	714
Postage Expenses	1	-	58	59
Fuel For Heating	70	-	-	70
Computer Accessories	6	769	-	775
Other Tool & Equipment	99	-	-	99
Other Expendable Equipment	271	115	358	743
Training Material	1,077	-	-	1,077
Stationery	273	1,177	386	1,836
Offices Supplies	349	223	-	572
Rice	21,972	-	-	21,972
Beans	5,227	-	-	5,227
Wheat Seeds	-	285,000	47,100	332,100
Edible Oil	18,900	-	-	18,900
Plastic Sheet	2	-	-	2
Other Material	110	212	-	322
Distribution Expenses	-	6,390	-	6,390
Payment to Partner NGOs	-	15,883	-	15,883
Miscellaneous	2,290	1,024	-	3,313
Rope	1	-	-	1
Crockery	6,431	-	-	6,431
Lentils	1,560	-	-	1,560
Sugar	3,337	-	-	3,337
Fixed Assets				
Printers	931	-	-	931
Furniture & Fittings	151	-	-	151
Photocopier	2,205	-	-	2,205
Other Non-Expendable Item	163	-	-	163
TOTAL	79,862	335,390	53,606	468,858

A6

NOVIB

PARTICULARS	Consultancy	Maintaining	Total
	CRTA	Road Access	2001
	2001	2001	2001
	US \$	US \$	US \$
Entertainment	293	-	293
Petrol & Diesel	135	-	135
Hired Vehicle	92	-	92
Traveling Local	654	-	654
Traveling Abroad	1,641	-	1,641
Transportation	132	-	132
Money Transfer Charges	-	806	806
Postage Expenses	17	-	17
Stationery	22	-	22
	<u>2,987</u>	<u>806</u>	<u>3,793</u>

ANNEXURE B

SUMMARY OF EXPENDITURES- CHRISTIAN AID

	Ref	<u>2001</u> <u>US \$</u>	<u>2000</u> <u>US \$</u>
Drought Emergency Assistance (New Contract)	B1	244,403	-
Drought Emergency Assistance		-	189,633
Sustainable Livelihood Program Year 1	B2	32,933	220,783
Sustainable Livelihood Program Year 2	B2	246,460	-
Emergency Food Assistance	B3	155,802	-
Food Assistance Ghore and Farah	B3	8,791	-
TBA Training Year 1	B4	-	15,911
TBA Training Year 2	B4	34,133	69,632
TBA Training Year 3	B4	60,563	-
Family Planning Project year 1	B4	-	7,650
Family Planning Project year 2	B4	18,729	6,994
Practical Education for Students	B4	3,852	-
Water Pump Loan Scheme	B4	-	1,567
Revolving Loan	B4	7,326	10,151
Health Tech Support Material	B4	17,218	17,085
Agricultural improvement Programme	B4	21,409	26,305
Agricultural improvement and Food Security	B4	14,671	-
Exposure Study on Agriculture Extension	B4	2,459	-
		<u>868,748</u>	<u>565,711</u>

B1

CHRISTIAN AID

PARTICULARS	Drought Emergency Assistance 2001 US \$
Salaries	65,888
Food Allowances	680
Perdium	2,087
Traveling Allowance	320
Staff Training	226
Entertainment	1,015
Audit Fees	219
Casual Labor Cost	299
Other Daily Wages	557
Consultancy Fees	169
Office Repair & Maintenance	590
Vehicle Repair & Maintenance	7,802
Equipment Repair & Maintenance	701
Other Repair & Maintenance	4
Petrol & Diesel	4,306
Hired Vehicle	2,459
Tax And Registration	53
Utility Bills	1,590
Traveling Local	387
Traveling Abroad	507
Transportation	13,807
Money Transfer Charges	3,083
Books, Periodicals	282
Carriage Cost	191
Photography Cost	9
Telephone Bills	3,211
Electricity Bills	534
Photocopy Charges	210
Postage Expenses	21
Fuel For Heating	108
Fuel For Generator	213
Computer Accessories	346
Vehicle Tool & Equipment	419
Other Expendable Equipment	360
Vehicles	4,015
Tools And Equipment	2,128
Wheel Barrow	2,423
Sign Board	357
Cement	3,563
	<hr/> 125,140

C/Fd

	2001 US \$
B/Fd	125,140
Gypsum	20
Steel Bar	537
Sand And Gravel	290
Stones	2,900
Wooden Poles	190
Wood	55
stationery	1,283
Offices Supplies	70
Pipes	21
Small Tools And Accessory	1
Fertilizer (Dap/Urea)	13,639
Pesticides	489
Rice	8,367
Beans	15,368
Edible Oil	43,290
Agricultural Tool And Equip	38
Medicines And Supplies	1,275
Wooden Doors	85
Wooden Window	39
Plastic Sheet	171
Other Material	313
Wheat Seeds/Edible Wheat	11,382
Miscellaneous	1,812
Thread	22
Crockery	501
Animal	10,025
Lentils	3,806
Fixed Assets	
Computers, Hardware & Others	157
Accessories	111
Furniture & Fittings	1,677
Projector	794
Other Non-Expendable Item	534
	<u>244,403</u>



B2

CHRISTIAN AID
SUSTAINABLE LIVELIHOOD PROGRAM FOR GHORE

PARTICULARS	YEAR 2	YEAR 3	Total	Year 2
	2001	2001	2001	2000
	US \$	US \$	US \$	US \$
Salaries	17,011	116,232	133,243	36,761
Food Allowances	27	651	678	53
Perdium	1,449	4,314	5,763	5,885
Traveling Allowance	300	1,033	1,333	872
Staff Training	-	130	130	-
Entertainment	287	613	899	781
Audit Fee	218	1,130	1,347	-
Casual Labor Cost	553	4,380	4,933	2,605
Other Daily Wages	746	4,579	5,325	10,144
Consultancy fees	37	691	728	-
Office Repair & Maintenance	-	222	222	70
Vehicle Repair & Maintenance	2,734	10,127	12,861	8,465
Equipment Repair & Maintenance	17	480	496	82
Other Repair & Maintenance	19	145	164	190
Petrol & Diesel	1,403	8,773	10,176	8,174
Hired Vehicle	99	749	848	-
Tax And Registration	251	166	417	190
Lab. Expenses	-	-	-	190
Utility Bills	38	104	142	29
Traveling Local	3	1	4	695
Traveling Abroad	154	289	443	568
Transportation	609	6,772	7,381	7,580
Rent	39	543	582	119
Money Transfer Charges	392	1,890	2,282	3,380
Books, Periodicals	7	43	50	176
Carriage Cost	3	285	288	140
Photography Cost	-	30	30	18
Gas Charge	-	34	34	12
Telephone Bills	370	2,823	3,192	2,805
Photocopy Charges	51	157	209	380
Postage Expenses	1	17	18	124
Land Lease	-	115	115	-
Video Cassettes	-	-	-	7
Toner For Copier & Printer	-	-	-	196
Printing	291	-	291	-
Fuel For Heating	384	1,584	1,968	800
Fuel For Generator	17	189	206	31
Fuel For Sterilization	-	16	16	-
Water Pump Loan	-	9,596	9,596	-
Computer Accessories	-	91	91	184
Computer & Hardware	-	-	-	577
Vehicle Tool & Equipment	-	6	6	194
Other Tool & Equipment	(227)	173	(54)	924
c/fd	27,281	179,172	206,453	93,401

(2)

	2001 US \$	2001 US \$	2001 US \$	2000 US \$
b/fd	27,281	179,172	206,453	93,401
Other Expendable Equipment	398	214	612	148
Training Material	257	11	268	1,041
Tools And Equipment	-	1,319	1,319	782
Bricks Mud	-	11	11	194
Wheel Barrow	-	9	9	881
Sign Board/ Carpentry table	-	334	334	53
Cement	-	3,345	3,345	6,772
Steel Bar	-	978	978	600
Lime Stone	-	1	1	355
Sand And Gravel	54	226	280	8,377
Stones	106	396	502	407
Backed Bricks	-	116	116	70
Wood	86	1,752	1,839	1,530
Ply Wood	-	62	62	295
Nail	1	43	44	76
Hinge	-	58	58	2
Stationery	(131)	2,456	2,325	3,406
Offices Supplies	-	157	157	513
Hand Pumps	-	14,088	14,088	2,141
Water Pumps	-	255	255	582
Pipes	(4)	2,533	2,529	955
Small Tools And Accessory	12	228	240	843
Other Seeds	17	98	115	179
Fertilizer (Dap/Urea)	-	363	363	411
Agricultural Tool And Equip	25	828	852	942
Medicines And Supplies	(1,154)	11,865	10,710	18,207
Wooden Doors	98	1,330	1,428	2,634
Wooden Roof Beam	-	-	-	3,264
Wooden Window	-	42	42	120
Plastic Sheet	-	62	62	166
Other Material	141	732	873	2,352
Miscellaneous	573	742	1,315	2,690
Sapling	-	-	-	401
Manure Animal	404	417	821	177
TBA Kits	-	214	214	-
Lab. Kit	1,154	-	1,154	8
Thread	-	1,459	1,459	113
Rope	-	202	202	10
Crockery	124	312	436	383
Fixed Assets				
Camera	17	4	21	-
Vehicles	-	2,139	2,139	55,585
Motor Cycles	-	2,200	2,200	2,729
Computers, Hardware & Others	3,570	729	4,299	1,326
Accessories	-	13,157	13,157	-
Furniture & Fittings	(96)	1,279	1,183	3,942
Generators	-	345	345	1,486
Sewing machines	-	111	111	-
Other Non-Expendable Item	-	66	66	233
	<u>32,933</u>	<u>246,460</u>	<u>279,392</u>	<u>220,783</u>

B3

CHRISTIAN AID

PARTICULARS	Food Assistance to Vulnerable Families	Food Assistance Ghore	Total 2001 US \$
Salaries	-	5,615	5,615
Wages	447	-	447
Perdium/ Travelling	1,035	640	1,675
Transportation	702	1,402	2,104
Fuel	112	295	407
Repair & Maint- Vehicle	-	8	8
Repair & Maint- Office	18	6	24
Repair & Maint- Gen	476	-	476
Repair & Maint- Equip	932	-	932
Consultancy	654	-	654
Entertainment	-	7	7
Money Transfer Charges	1,290	762	2,052
Photography Charges	63	-	63
Stationery	78	-	78
Telephone Bills	329	-	329
Hired Vehicle	37	-	37
Beans	23,584	-	23,584
Rice	21,341	-	21,341
Edible Oil	47,765	-	47,765
What Seeds/Edible Wheat	30,826	-	30,826
Wooden poles	528	-	528
Other Materials	23,337	14	23,350
Computers Accessories	299	-	299
Miscellaneous	36	42	77
FIXED ASSETS	-	-	-
Sign Board	19	-	19
Others	1,897	-	1,897
EXPENDITURE 2001	155,802	8,791	164,594

SUMMARY OF EXPENDITURES (CHRISTIAN AID)

SAJJAD AHMAD & CO.
CHARTERED ACCOUNTANTS

PARTICULARS	Practical Edu for School Students	TBA Train- ing Year 1	TBA Train- ing Year 2	TBA Train- ing Year 3	Exposure Study on Agriculture	Family plan- ing Project Year 1	Family plan- ing Project Year 2	Water pump loan scheme	Revolving loan	Health tech supports unit	Agri improv program Year 3	Agri improv & food secu program	2001 US \$
Salaries	1,003	-	8,508	17,213	-	-	6,807	-	1,546	12,233	3,903	8,902	60,113
Wages	-	-	15	6	-	-	-	-	-	225	197	-	-
Perdium/ Travelling	7	-	3,533	5,083	223	-	581	-	-	584.54	492.1	295	10,873
Transportation	-	-	458	554	137	-	1	-	73	82	156	2,067	3,987
Rent	-	-	-	1,175	-	-	-	-	522	624	-	-	-
Laboratory Expenses	1,059	-	-	-	-	-	-	-	-	-	-	-	1,059
Seed/sapling	-	-	-	-	-	-	-	-	-	-	-	-	-
Fertilizers/Pesticides	-	-	-	-	-	-	-	-	-	-	176	2,281	2,437
Utilities	230	-	33	78	-	-	-	-	2	239	1,228	3,889	4,897
Land Lease	-	-	-	-	-	-	-	-	-	-	-	-	582
Fuel	-	-	1,051	2,738	-	-	368	-	-	-	90	-	-
Repair & Maint- Vehicle	-	-	1,034	3,107	-	-	609	-	433	592	347	46	5,575
Repair & Maint- Office	-	-	-	209	-	-	-	-	1,101	656	259	624	7,390
Repair & Maint- Gen	-	-	892	140	-	-	-	-	-	-	-	13	222
Training Material	-	-	-	-	578	-	-	-	-	121	10	-	1,163
TBA/VHVS KITS	-	-	4,715	1,513	-	-	-	-	-	-	-	-	578
Consultancy	-	-	-	-	191	-	-	-	-	-	-	-	6,228
Entertainment	-	-	325	281	166	-	27	-	-	-	-	-	191
Office Supplies	-	-	-	12	-	-	6	-	-	338	39	28	1,203
Medicine	184	-	611	17,970	-	-	5,657	-	-	102	-	-	120
Money Transfer Charges	-	-	37	533	-	-	-	-	-	-	-	-	24,422
Photography Charges	-	-	-	-	8	-	-	-	-	608	-	1,083	2,260
Photocopy Expenses	-	-	258	259	-	-	6	-	-	-	-	-	8
Stationery	53	-	4,728	3,337	17	-	2,422	-	213	136	2	18	541
Books & Periodicals	-	-	133	14	-	-	2,200	-	-	-	1,503	19	12,426
Postage & Telegram	-	-	1	15	-	-	30	-	-	-	1,275	-	3,622
Telephone Bills	-	-	127	1,213	-	-	-	-	-	30	-	-	75
Registration Charges	-	-	395	-	-	-	-	-	-	441	-	14	1,795
Cement	-	-	-	-	-	-	-	-	-	22	-	53	470
Plastic Sheet/Rope	-	-	-	116	-	-	-	-	-	-	-	-	-
Other Expandable Equip	-	-	6	176	782	-	-	-	-	-	131	-	248
Weeding sets	-	-	-	-	-	-	-	-	10	31	18	4	1,026
Tools & Accessories	-	-	-	2,684	-	-	-	-	-	-	873	-	873
Miscellaneous	69	-	90	839	59	-	11	-	2	-	2,982	2,280	7,948
FIXED ASSETS	-	-	-	-	-	-	-	-	4	136	69	16	1,293
Furniture & Fixture	138	-	-	203	-	-	-	-	-	-	-	-	-
Water Pumps	-	-	-	-	-	-	-	-	-	-	-	-	341
Crockery & Cutlery	-	-	-	44	-	-	-	-	-	-	520	-	520
Motor cycles	-	-	-	-	-	-	6	-	-	7	7	17	81
Vehicles	-	-	5,495	-	-	-	-	-	3,420	-	-	-	-
Bicycles	-	-	50	49	-	-	-	-	-	-	-	-	5,495
Computers & Printers	-	-	1,083	908	-	-	-	-	-	-	-	-	89
Tools & Accessories	-	-	562	69	-	-	-	-	-	-	395	-	-
Projector	1,109	-	-	-	-	-	-	-	-	-	-	-	630
Others	-	-	-	26	299	-	-	-	-	-	-	-	1,109
EXPENDITURE 2001	3,852	-	34,133	60,563	2,459	-	18,729	-	7,326	17,218	14,671	21,409	180,360
EXPENDITURE 2000	-	15,911	69,632	-	-	7650	6,994	1567	10151	17085	-	26,305	155,295

ANNEXURE C

SUMMARY OF EXPENDITURES- UNICEF

	Ref	<u>2001</u> <u>US \$</u>	<u>2000</u> <u>US \$</u>
Health Clinic Maslakh Camp	C1	5,549	-
Unicef SMI Program	C2	119,850	1,935
Bridge Funding for Mch		-	3,281
		<u>125,400</u>	<u>5,216</u>



C1

UNICEF
HEALTH CLINIC MASLAKH CAMP

	<u>2001</u> <u>US \$</u>
Salaries	4,077
Entertainment	63
Casual Labor Cost	20
Other Daily Wages	77
Office Repair & Maintenance	35
Vehicle Repair & Maintenance	51
Equipment Repair & Maintenance	3
Hired Vehicle	63
Traveling Local	2
Transportation	8
Money Transfer Charges	200
Carriage Cost	17
Gas Charge	25
Telephone Bills	111
Electricity Bills	34
Photocopy Charges	122
Furniture & Fittings	58
Tools And Equipment	31
Sign Board	15
Nail	1
Stationery	100
Offices Supplies	68
Other Material	130
Miscellaneous	238
	<u><u>5,549</u></u>

[illegible]

ANNEXURE D

MSF

Western Herat Province Ghorlan Project

PARTICULARS	2001	2000
	US \$ Phase 3	US \$ Phase 1&2
Salary	88,903	65,000
Training	206	296
Food Allowances	69	1,489
Perdium	7,400	6,544
Traveling Allowance	204	528
Other Benefits	-	150
Staff Training	2,384	1,296
Entertainment	772	386
Casual labour cost	66	672
Other Daily Wages	412	2,431
Office Repair & Maintenance	329	858
Vehicle Repair & Maintenance	10,622	3,877
Equipment Repair & Maintenance	750	798
Other Repair & Maintenance	-	411
Petrol & Diesel	8,871	6,094
Hired Vehicle	131	270
Utility Bills	127	92
Traveling Local	162	77
Travelling Abroad	238	122
Transportation	215	112
Office Rent	4,943	3,858
Money Transfer Charges	579	-
Rent Of Training Centers	-	83
Books & Periodicals	74	711
Carriage Cost	3	22
Gas Charge	768	407
Telephone Bills	1,434	1,526
Electricity Bills	2,257	1,464
Photocopy Charges	1,137	841
Postage Charges	166	-
Toner For Copier & Printer	87	310
Printing Of Text	-	99
Fuel For Heating	2,305	2,643
Fuel For Sterilization	75	82
Fuel For Generator	116	394
Computer Accessories	192	187
Computer & Hardware	10	921
Vehicle Tool & Equipment	8	2
Other Tool & Equipment	124	270
Other Expendable Equipment	87	782
Training Material	3	7
Tools And Equipment	19	675
Bricks Mud	-	55
Sign Board	20	-
Gypsum	-	25
	<u>136,270</u>	<u>106,865</u>

c/fd

(2)

	2001 US \$ Phase 3	2000 US \$ Phase 1&2
b/fd	136,270	106,865
Steel Bar	-	342
Lime stone	-	198
Sand & Gravel	159	214
Stones	-	240
Backed Bricks	-	299
Cement	387	643
Wood	-	58
Ply wood	-	39
Nail	-	6
Stationery	1,486	4,204
Offices Supplies	139	265
Physiotherapy Raw Material	62	571
Hand Pumps	-	169
Water Pumps	270	328
Pipes	51	-
Small Tools	-	257
Edible Oil	-	59
Other Seeds	912	-
Fertilizer	568	-
Agriculture Tools Equipment	372	-
Medicines And Supplies	11	5,457
Wooden Poles	57	-
Wooden Doors	28	543
Plastic Sheet	13	-
Wooden Window	-	1,914
Other Material	417	2,470
Miscellaneous	950	1,867
Manure Animal	40	-
TBAs Initial Kit	-	260
TBA Resupply Kit	-	537
Vhvs Initial Kit	-	127
Vhvs Resupply Kit	33	469
TBAs Training Kit	-	2,340
Food For Nutrition	1,000	1,789
Machine Grander	-	2
Thread	-	229
Fixed Assets		
Crockery	67	350
Motor Cycles	1,140	4,903
Computer & Hardware	785	582
Printers	-	727
Furniture & Fittings	954	2,750
Generators	-	1,946
Bicycle	120	218
Other Non-Expendable Items	207	55
	<u>146,498</u>	<u>133,112</u>

[Handwritten signature]

ANNEXURE E

IRC/GUP

PARTICULARS	Assistance for Rent of returnees Kabul	Assistance for Returnees Farah	Food Distribution in Balkh Prov. (IDPS & ISPS)	Distribution to IDPS in Mazar	Water Supply Mazar	2001 US \$
Salary	9,027	7,037	-	1,944	934	18,942
Food Allowances	30	144	-	812	178	1,164
Perdium	248	544	-	-	-	792
Traveling Allowance	143	100	-	-	-	244
Entertainment	63	56	-	-	-	118
Audit Fees	458	374	-	-	-	832
Casual labour cost	46	33	-	-	-	79
Other Daily Wages	14	251	-	1,227	-	1,493
Office Repair & Maintenance	185	2	-	-	-	187
Vehicle Repair & Maintenance	1,281	1,236	1	-	32	2,550
Equipment Repair & Maintenance	18	45	-	-	49	111
Other Repair & Maintenance	68	1	-	-	-	69
Petrol & Diesel	1,403	1,291	-	-	357	3,051
Hired Vehicle	4	-	-	-	-	4
Tax & Registration	3	-	-	-	-	3
Utility Bills	1	12	71	-	26	111
Traveling Local	41	21	8	1,136	-	1,204
Transportation	214	498	225	1,573	-	2,510
Office Rent	-	178	-	-	-	178
Telephone Bills	95	86	-	220	-	401
Money Transfer Charges	391	103	-	-	-	494
Books & Periodicals	94	177	-	-	82	352
Carriage Cost	-	3	-	-	-	3
Photography cost	20	5	-	-	-	25
Electricity Bills	41	-	-	-	146	188
Photocopy Charges	124	38	220	-	53	435
Toner For Copier & Printer	-	-	-	-	28	28
Printing Of Text	7	-	-	-	-	7
Fuel For Heating	3	15	110	-	-	128
Fuel For Generator	13	-	-	-	1,828	1,841
Computer & Hardware	-	-	-	-	566	566
Vehicle Tool & Equipment	57	-	-	-	96	153
C/F	14,090	12,251	635	6,912	4,376	38,263

(2)

B/F	14,090	12,251	635	6,912	4,376	38,263
Other Tool & Equipment	19	68	-	-	-	87
Other Expendable Equipment	3	246	-	-	-	249
Accessories	3	-	-	-	-	3
Training Material	32	-	19	-	-	50
Tools And Equipment	125	111	98	-	-	334
Sign Board	61	48	-	-	-	109
Stationery	620	483	-	-	112	1,216
Offices Supplies	-	29	724	5	8	767
Water Pumps	-	4,052	-	-	-	4,052
Small Tools	-	36	-	-	-	36
Other Seeds	258	745	-	-	-	1,003
Fertilizer	374	942	-	-	-	1,317
Pesticides	-	122	-	-	-	122
Agriculture Tools & Equipment	514	1,744	-	-	-	2,258
Medicines And Supplies	4,937	-	-	-	-	4,937
Food For Patients	22	-	-	-	-	22
Wooden Roof Beam	12	-	-	-	-	12
Plastic Sheet	25	-	-	-	-	25
Other Material	-	47	18	-	3	68
Miscellaneous	244	174	195	-	-	612
Saplings	631	1,397	-	-	-	2,028
Lab Kit	47	-	-	-	-	47
Tbas Initial Kit	64	-	-	-	-	64
Food For Nutrition	12	-	-	-	-	12
Thread	19	-	-	-	-	19
Chicken	1,634	-	-	-	-	1,634
Food for Animals	469	-	-	-	-	469
Fixed Assets						
Video Camera	-	-	120	-	-	120
Printers	155	-	-	-	-	155
Furniture & Fittings	254	233	-	-	-	487
Other Non-Expendable Items	-	85	-	-	-	85
	24,623	22,813	1,809	6,917	4,499	60,662

ANNEXURE F

UNOCHA

PARTICULARS	Food Assistance Ghore & Fara	Research & prof dev courses	Capacity Bull for human rights	Sakhi Camp Mgt-Mazar City	Relocation of IDP Families Mazar	Shelter Const sakhi Camp Mazar	2001 US \$
Salaries	9,684	1,378	5,779	17,889	-	188	34,918
Wages	1	-	-	219	-	49	-
Perdium/ Travelling	1,171	302	3,607	384	651	-	6,114
Transportation	45	58	534	682	5,217	8	6,545
Consultancy	-	-	-	104	-	-	-
Utilities	-	-	-	5	-	-	5
Fuel	68	65	-	838	121	46	1,138
Repair & Maint- Equip	74	-	-	1	-	-	-
Repair & Maint- Vehicle	354	-	-	1,101	219	35	1,708
Repair & Maint- Office	37	-	-	-	14	26	76
Training Material	-	79	-	-	-	-	79
Entertainment	64	142	1,501	182	71	-	1,961
Office Rent	-	-	-	-	292	-	-
Office Supplies	3,853	-	52	145	198	-	4,248
Money Transfer Charges	68	-	-	99	134	-	301
Photography Charges	-	10	812	-	-	-	822
Photocopy Expenses	49	216	-	2	70	54	391
Stationery	14,029	490	462	394	12	-	15,387
Books & Periodicals	-	-	43	-	24	-	67
Postage & Telegram	2	2	4	-	55	-	62
Utilities	84	4	-	190	360	-	-
Telephone Bills	1,295	304	-	558	352	114	2,623
Registration Charges	-	-	-	7	-	-	7
Hired Vehicles	93	-	-	2,445	1,136	-	-
Cement & Gypsum	-	-	-	-	5	15	20
Backed Bricks	-	-	-	-	-	29	-
Wooden Doors	-	-	-	-	-	1,499	-
Wood Roof Beam	-	-	-	-	-	5,023	-
Wooden Window	-	-	-	-	-	1,392	-
Crockery & Cutlery	202	32	-	4	-	-	-
Plastic Sheet/Rope	-	-	-	3	-	1,015	1,017
Other Expandable Equip	78	-	29	-	-	-	107
Tools & Accessories	684	-	49	9	20	3	765
Other Materials	-	-	-	-	-	2,508	-
Miscellaneous	6	2,167	130	206	26	221	2,757
FIXED ASSETS							
Furniture & Fixture	-	219	-	173	351	-	743
Sign Board	-	-	-	322	-	-	-
Computers & Printers	-	-	-	1,104	-	-	-
Wheel Barrows	196	-	-	-	-	-	-
Tools & Accessories	401	-	-	372	1,283	-	2,056
Others	44	-	-	-	-	-	44
EXPENDITURE 2001	32,581	5,469	13,001	27,439	10,609	12,225	101,325

ANNEXURE G

SAVE THE CHILDREN

PARTICULARS	Assistance to Drought Affected Families	Food Assist to vulnerable Families Faryab	2001 US \$
Salaries	8,326	4,574	12,900
Food Allowances	25 1	16	42
Perdium	1,273 1	91	1,365
Traveling Allowance	544	-	544
Entertainment	359	-	359
Casual Labor Cost	17	-	17
Other Daily Wages	126	-	126
Office Repair & Maintenance	84	-	84
Vehicle Repair & Maintenance	866 1	12	879
Equipment Repair & Maintenance	432 1	8	440
Other Repair & Maintenance	36	-	36
Petrol & Diesel	1,729 1	504	2,233
Hired Vehicle	732	607	1,339
Tax And Registration	5 1	6	13
Utility Bills	93 1	66	160
Traveling Local	139	55	194
Travelling Abroad	100	-	100
Transportation	4,234	797	5,031
Office Rent	840	-	840
Money Transfer Charges	731	-	731
Books, Periodicals	7	-	7
Carriage Cost	382	-	382
Photography Cost	5	-	5
Gas Charge	38	6	44
Telephone Bills	191	78	269
Electricity Bills	71	-	71
Photocopy Charges	10	38	47
Postage Expenses	32	-	32
Fuel For Heating	70	281	351
Computer Accessories	554	-	554
Computer & Hardware	4,576	-	4,576
Vehicle Tool & Equipment	219	344	563
Other Tool & Equipment	168	209	377
Vehicles	6,238	-	6,238
Accessories	276	-	276
Office Equipment	229	-	229
Training Material	7,906	-	7,906
Tools And Equipment	728	-	728
Sign Board	20	-	20
Gypsum	3	-	3
Steel Bar	8	-	8
Wood	10	-	10
Nail	12	-	12
Stationery	336	500	836
Offices Supplies	56	213	270
Rice	3,440	-	3,440
Beans	3,645	-	3,645
Plastic Sheet	-	109	109
Edible Oil	13,500	-	13,500
Agricultural Tool And Equip	1,827	-	1,827
Medicines And Supplies	72	-	72
Wooden Doors	6	-	6
Miscellaneous	299	167	466
Thread	10	-	10
Rope	22	-	22
Crockery	235	131	366
Lentils	2,952	-	2,952
Fixed Assets			
Furniture & Fittings	1,386	-	1,386
Other Non-Expendable Item	345	-	345
	70,574	8,813	79,387

31

ANNEXURE H

WORLD FOOD PROGRAM

PARTICULARS	Miscellaneous Sub-Projects	Food Assistance To Vulnerable Families -Ghore And Farah	TOTAL
	2001 US \$	2001 US \$	2001 US \$
Perdium	16	-	16
Entertainment	-	55	55
Traveling Allowance	144	45	189
Vehicle Repair & Maintenance	746	9	755
Office Repair & Maintenance	-	28	28
Equipment Repair & Maintenance	-	7	7
Traveling Local	8	-	8
Transportation	3	151	154
Printing Of Text	140	-	140
Photography Cost	-	3	3
Telephone Bills	-	1,733	1,733
Photocopy Charges	-	512	512
Other Expendable Equipment	16	7	23
Sign Board	31	-	31
Stationery	10	424	434
Rope	6	-	6
Miscellaneous	-	304	304
	<u>1,121</u>	<u>3,279</u>	<u>4,399</u>

**CARE INTERNATIONAL
FOOD ASSISTANCE TO THE AFGHANIS (FATTA)**

	2001 US \$
Salary	86,536
Food Allowances	1,565
Perdium	2,171
Traveling Allowance	992
Other Benefits	40
Entertainment	1,138
Audit Fees	549
Casual Labor Cost	3,293
Other Daily Wages	10,413
Consultancy Fees	25
Office Repair & Maintenance	66
Vehicle Repair & Maintenance	7,554
Equipment Repair & Maintenance	655
Other Repair & Maintenance	80
Petrol & Diesel	4,790
Hired Vehicle	13,914
Traveling Local	255
Traveling Abroad	491
Transportation	21,711
Office Rent	1,819
Bank Charges	2,939
Books, Periodicals	626
Carriage Cost	626
Photography Cost	88
Gas Charge	118
Telephone Bills	1,520
Electricity Bills	258
Photocopy Charges	534
Postage Expenses	38
Fuel For Heating	573
Computer Accessories	17
Other Tool & Equipment	3,745
Other Expendable Equipment	5,395
Accessories	79
Training Material	117
Tools And Equipment	2,225
Bricks Mud	1
Wheel Barrow	5,748
Sign Board	190
Cement	16,401
Gypsum	7
Steel Bar	2,730
Sand And Gravel	5,865
Stones	13,359
Wooden Poles	74
Backed Bricks	4
Wood	96
Ply Wood	611
Nail	59
Glue	0
Stationary	4,331
Offices Supplies	65
Small Tools And Accessory	51
Pesticides	4
Medicines And Supplies	636
Wooden Doors	66
Wooden Roof Beam	78
Plastic Sheet	10
Other Material	2,180
Miscellaneous	2,391
Tba Resupply Kit	128
Thread	3
Rope	5
Fixed Assots	
Crockery	1,369
Furniture & Fittings	3,242
Photocopier	4,409
Bicycle	110
Other Non-Expendable Item	343
	241,520

DFID/UK

ANNEXURE J

PARTICULARS	Emergency Food Assistance To Vulnerable Families	Food Assist to vulnerable Families Ghore & Farah	2001 US \$
Salary	29,792	-	29,792
Food Allowances	278	-	278
Perdium	71	-	71
Casual Labor Cost	-	9	9
Traveling Allowance	267	-	267
Entertainment	318	-	318
Consultancy Fees	34	-	34
Carriage Cost	-	22	22
Office Repair & Maintenance	378	-	378
Vehicle Repair & Maintenance	2,515	-	2,515
Equipment Repair & Maintenance	198	-	198
Petrol & Diesel	1,277	-	1,277
Utility Bills	69	-	69
Traveling Local	169	-	169
Office Rent	120	-	120
Bank Charges	2,276	771	3,047
Books, Periodicals	16	-	16
Gas Charge	68	-	68
Telephone Bills	1,083	-	1,083
Electricity Bills	344	-	344
Photocopy Charges	36	-	36
Postage Expenses	81	-	81
Computer Accessories	2,132	-	2,132
Other Tool & Equipment	99	-	99
Other Expendable Equipment	157	-	157
Furniture & Fittings	550	-	550
Other Non-Expendable Item	948	-	948
Stationary	484	-	484
Offices Supplies	519	-	519
Plastic Sheet	16	-	16
Miscellaneous	247	-	247
Crockery	16	16	32
TOTAL	44,556	818	45,374

EXPENDITURES AGAINST OWN INCOME

ANNEXURE K

PARTICULARS	2001	2000
	US \$	US \$
Salaries & Wages	5,953	4,016
Travelling / Perdiem	9	406
Entertainment	92	6
Consultancy fee	800	-
Repair& maint veh	1,294	494
Repair& maint equip	9	-
Travelling Abroad	-	(68)
Office Supplies	-	1,619
Fuel	-	195
Tax & registration	714	374
Transportation	427	-
Photography charges	204	254
Utilities	8	-
Postage expenses	11	-
Training material	-	102
Stationery	-	781
Thread	1,126	536
Other Materials	-	668
Crockery	193	10,008
Cement	178	43
Provision of Vehicles/Wages	-	(255)
Other expandable equip	-	(5,688)
Balances written off	333	-
Miscellaneous	28,850	-
	3,516	405
FIXED ASSETS		
Tools & Equipments		
Vehicle	1,747	-
Others	12,586	17,650
	1,524	147
TOTAL	59,573	31,546

Note 1 During the year under review the management has decided to write off following balances outstanding since 1998.

Cash Robbery UNDP
Cash Robbery European Union
Advance Mr. Eric for consultancy.

8,138	-
2,244	-
18,468	-
28,850	-

COORDINATION OF HUMANITARIAN ASSISTANCE
FUND POSITION OF NOVIB
AS ON DECEMBER 31, 2001

Project	Project no	Balance as on 01-01-2001	Prior year adjustment	Receipt during the year	Total Funds	Total Expenditure	Exchange Gain/Loss	Balance as on 12/31/01
Community support for Comp Rehabilitation	AFG-027-99-003	129,810	(129,810)		-			
Community support for Comp Rehabilitation 2nd Year	AFG-027-99-001	(10,141)	24,721	319,632	334,212	334,212		(0)
Community support for Comp Rehabilitation third year	AFG-027-99-001		141,628		141,628	311,250		(169,622)
Gender focus program participation Expenditure		21,140	-	-	21,140	17,306		3,834
Emergency life sustaining program for ghor province		1,475	(1,475)		-	-		-
Food security & water supply project	AFG027-00-002	188,800	(32,914)		155,886	155,887		(1)
Assistance to IDPs Heart			(2,150)	82,012	79,862	79,862		(0)
Food security & water supply project 01-02	AFG-501006-56			186,027	186,027	62,757		123,270
Emergency food assistance in Northern province	AFG-501006-86			345,102	345,102	335,390		9,712
Emergency food assistance in Farah province	AFG-501006-141			57,828	57,828	53,606		4,222
Maintenance Road Accessibility Ghor Mazar Farah	AFG-501006-166			314,953	314,953	806		314,147
Consultancy for CRTA					-	2,987		(2,987)
Net Fund Position Novib		331,084		1,305,554	1,636,638	1,354,063		282,575

Note: During the year under review the following transfers have been made from one project to other projects of the Novib.

	From	To
Community support for Comp Rehabilitation	(129,810)	
Community support for Comp Rehabilitation 2nd Year		24,721
Community support for Comp Rehabilitation third year		105,089
Food security & water supply project	(32,914)	
Emergency life sustaining program for ghor province	(1,475)	
Assistance to IDPs Heart	(2,150)	
Community support for Comp Rehabilitation third year		36,539
Total	(166,349)	166,349

COORDINATION OF HUMANITARIAN ASSISTANCE
FUND POSITION OF CHA AND OTHER DONORS
AS ON DECEMBER 31, 2001

Project	Donor	Balance as on 01-01-2001	Prior year adjustment	Receipt during the year	Total Funds	Total Expenditure	Exchange Gain/Loss	Balance as on 12/31/01
CHA project	CHA	522,709		230,088	752,797	59,573		693,224
Net Fund Position CHA		522,709		230,088	752,797	59,573		693,224
Refresher & Professional Development	NE	15			15			15
Net Fund Position NE		15			15			15
Mother & Child Care(bhc)	SV/IRC	(172)			(172)			(172)
Net Fund Position SV/IRC		(172)			(172)			(172)
Relocation of Education Afghans	IOM	0	0	1,623	1,623	879		744
Net Fund Position IOM		0	0	1,623	1,623	879		744

COORDINATION OF HUMANITARIAN ASSISTANCE
FUND POSITION OF CHRISTIAN AID
AS ON DECEMBER 31, 2001

Project	Project no.	Balance as on 01/01/2001	Prior year adjustment	Receipt during the year	Total Funds	Total Expenditure	Exchange Gain/Loss	Balance as on 12/31/01
Carpet Weaving		(2,415)			(2,415)	-		(2,415)
Masonry & Carpentry		11,479			11,479	-		11,479
Food Security Rural Agriculture Improvement		9,266			9,266	14,671		(5,405)
TBA /VHV Pilot Project		36,138			36,138	-		36,138
Vocational Training		16,905			16,905	-		16,905
Revolving loan scheme		(36,897)			(36,897)	7,326		(44,223)
Health Technical Sport Material		(21,519)			(21,519)	-		(21,519)
Family planing		11,801			11,801	-		11,801
Family planing phase 2		(6,994)		22,291	15,297	18,729		(3,432)
Family planing pilot project		(2,290)			(2,290)	-		(2,290)
Survey Ghor		(698)			(698)	-		(698)
Water pump loan scheme		38			38	-		38
Distribution of Seed & Fertilizer		250			250	-		250
Drought Emergency Assistance for Ghor		(3,559)			(3,559)	-		(3,559)
TBA /VHV Phase 2		26,765			26,765	34,133		(7,368)
Sustainable Livelihood Program in Ghor Province		117,546			117,546	32,934		84,612
Sustainable Livelihood Program in Ghor Province						246,460		(246,460)
Expose Study for Agriculture Staff				4,512	4,512	2,458		2,054
TBA/VHV Training Phase 111				143,913	143,913	60,563		83,350
Continuation of Drought Emergency Assistance for Ghor				248,927	248,927	244,402		4,525
Health Technical Sport Material				38,272	38,272	17,218		21,054
Practical Education for School Student				10,000	10,000	3,852		6,148
Agriculture Improvement in Rural Areaproject 00087				85,331	85,331	21,408		63,923
Emergency Food Assistance to Vulnerable families				340,000	340,000	155,803		184,197
Food Assistance to Vulnerable Families Ghor Farah				612,158	612,158	8,791		603,367
Exchange Gain /Loss							(94)	(94)
Net Fund Position Christian Aid		155,816		1,505,404	1,661,220	868,748	(94)	792,378

21

COORDINATION OF HUMANITARIAN ASSISTANCE
FUND POSITION OF UNDP
AS ON DECEMBER 31, 2001

Project	Project no	Balance as on 01/01/2001	Prior year adjustment	Receipt during the year	Total Funds	Total Expenditure	Exchange Gain/Loss	Balance as on 12/31/01
Comprehensive disable Afghan project	AFG/93/003/HER/CHA/566	(489)			(489)			(489)
Comprehensive disable Afghan project	AFG/93/003/HER/CHA/568	3,369			3,369			3,369
Comprehensive disable Afghan project	AFG/93/003/HER/CHA/570	(1,664)			(1,664)			(1,664)
Comprehensive disable Afghan project	AFG/93/003/HER/CHA/597	6,170			6,170			6,170
Occupational Skill Training of disable afghans	AFG/93/003/HER/CHA/587	2,082			2,082			2,082
Supporting Female field	AFG/93/003/HER/CHA/580	288			288			288
Sport Project		(392)			(392)			(392)
Comprehensive disable Afghan project	AFG/96/006/HER/CHA/AAP/597	(11,676)			(11,676)			(11,676)
Provision of safe drinking water	AFG/2000	2,436			2,436			2,436
Cash Robbery		(8,138)			(8,138)	8,138		-
Exchange Gain /Loss		(179)			(179)	-	-	(179)
Miscellaneous project				221	221	221		0
Net Fund Position UNDP		(8,193)		221	(7,972)	8,359		(55)

COORDINATION OF HUMANITARIAN ASSISTANCE
FUND POSITION OF EU
AS ON DECEMBER 31, 2001

Project	Balance as on 1/1/01	Prior year adjustment	Receipt during the year	Total Funds	Total Expenditure	Exchange Gain/Loss	Balance as on 12/31/01
Rehabilitation in Western Afghanistan	(21,157)			(21,157)			(21,157)
Rural Rehabilitation Heart Ghazni & Hazarajat	(5,520)			(5,520)			(5,520)
Cash Robbery	(2,243)	2,243		-			-
Exchange Gain /Loss						237	237
Net Fund Position EU	(28,920)	2,243		(26,677)		237	(26,440)

21

COORDINATION OF HUMANITARIAN ASSISTANCE
FUND POSITION OF MSF
AS ON DECEMBER 31, 2001

Project	Balance	Prior year	Receipt	Total	Total	Exchange	Balance
	as on	adjustment	during the	Funds	Expenditure	Gain/Loss	as on
	1/1/01		year				12/31/01
Western Herat Province Ghorian 1	36,312		0	36,312			36,312
PHC Program Western Herat 2	(26,092)		0	(26,092)			(26,092)
PHC Program Western Herat 3	24,630		95,092	119,722	146,498		(26,776)
Net Fund Position MSF	34,850		95,092	129,942	146,498		(16,556)

21

COORDINATION OF HUMANITARIAN ASSISTANCE
FUND POSITION OF IRC/GUP
AS ON DECEMBER 31, 2001

Project	Balance as on 01-01/2001	Prior year adjustment	Receipt during the year	Total Funds	Total Expenditure	Exchange Gain/Loss	Balance as on 12/31/01
Reproductive health training & distribution	(7,603)	-	7,034	(569)			(569)
Construction related training for Afghans	3,150	-	-	3,150			3,150
Assistance for reintegration of returnees Farah		-	23,429	23,429	22,813		616
Assistance for reintegration of returnees Kabul		-	24,617	24,617	24,623		(6)
Food item distribution to IDPS in Mazar		-	14,879	14,879	1,809		13,070
Non Food Distribution in Mazar			3,000	3,000	6,105		(3,105)
Water Supply Sakhi Camp Mazar					4,499		(4,499)
Exchange Gain /Loss					-	(513)	(513)
Net Fund Position IRC/GUP	(4,453)	-	72,959	68,506	59,849	(513)	8,144

21

COORDINATION OF HUMANITARIAN ASSISTANCE
FUND POSITION OF UNOCHA
AS ON DECEMBER 31, 2001

Project	Balance as on 1/1/01	Prior year adjustment	Receipt during the year	Total Funds	Total Expenditure	Exchange Gain/Loss	Balance as on 12/31/01
Food for Assistance Creation Ghore & Farah	(343)	-	18,662	18,319	32,581		(14,262)
Capacity Building project Human Right	-	-	14,948	14,948	13,001		1,947
Relocation of IDP families to Sakhi Camp	-	-	14,553	14,553	10,610	-	3,943
Sakhi Camp Management			14,553	14,553	27,439		(12,887)
Shelter Reconstruction Sakhi Camp	-	-	8,500	8,500	12,225		(3,725)
Refresher and Professional Development Course			4,933	4,933	5,469	33	(503)
Exchange Gain /Loss							(140)
Net Fund Position UNOCHA	(343)	-	76,148	75,805	101,325	(107)	(25,627)

COORDINATION OF HUMANITARIAN ASSISTANCE
FUND POSITION OF UNICEF
AS ON DECEMBER 31, 2001

Project	Balance as on 11/1/01	Prior year adjustment	Receipt during the year	Total Funds	Total Expenditure	Exchange Gain/Loss	Balance as on 12/31/01
Bridge Funding for Shindand MCH Clinic	(3,281)	-	3,281	-			-
Health Clinic -Maslakh Camp Heratt					5,549		(5,549)
SMI program for Farah Province	(1,935)	-	107,966	106,031	119,850		(13,819)
Farah Cold Room	58	-	-	58			58
Sanitation	1,886	-	-	1,886			1,886
EPI Program	(176)	-	-	(176)			(176)
Carpet Waving in Farah City	145	-	-	145			145
Exchange Gain/ Loss						103	103
Net Fund Position UNICEF	(3,303)	-	111,247	107,944	125,399	103	(17,352)

21

COORDI
FUNC

Project	Bak
	as
	(7)
Food Assistance to the Afghans	
Net Fund Position CARE INTERNATIONAL	

COORDINATION OF HUMANITARIAN ASSISTANCE
FUND POSITION OF SAVE THE CHILDREN
AS ON DECEMBER 31, 2001

Project	Balance as on 1/1/01	Prior year adjustment	Receipt during the year	Total Funds	Total Expenditure	Exchange Gain/Loss	Balance as on 12/31/01
Food Assistance to Vulnerable Families (Faryab)					8,813		(8,813)
Assistance to Drought Effected Community	0	0	50,000	50,000	70,574		(20,574)
Net Fund Position SAVE CHILDREN	0	0	50,000	50,000	79,387		(29,387)

21

COORDINATION OF HUMANITARIAN ASSISTANCE
FUND POSITION OF DFID
AS ON DECEMBER 31, 2001

Project	Balance as on 1/1/01	Prior year adjustment	Receipt during the year	Total Funds	Total Expenditure	Exchange Gain/Loss	Balance as on 12/31/01
Food Assistance to V vulnerable Families Ghore & Farah	0	0	0	0	818		(818)
Emergency Food Assistance to Vulnerable families	0	0	215,595	215,595	44,556		171,039
Net Fund Position DFID	0	0	215,595	215,595	45,374		170,221

COORDINATION OF HUMANITARIAN ASSISTANCE
FUND POSITION OF WORLD FOOD PROGRAM
AS ON DECEMBER 31, 2001

Project	Balance as on 1/1/01	Prior year adjustment	Receipt during the year	Total Funds	Total Expenditure	Exchange Gain/Loss	Balance as on 12/31/01
Road Rokhan	(570)	0	0	(570)			(570)
wool sapling	(8)	0	0	(8)			(8)
Misc. Projects	1,324	0	0	1,324	1,121	1,625	1,828
For First Phase Foodac	0	0	1,200	1,200			1,200
Food Assistance to Vulnerable Families Ghore & Farah					3,278		(3,278)
Exchange Gain/ Loss							
Net Fund Position WFP	746	0	1,200	1,946	4,399	1,625	(828)

21